



# OVERCOMING CHALLENGES FOR A BETTER FUTURE



---

## 2023

ANNUAL REPORT

---

## ABOUT US

### MISSION:

To get our neighbors experiencing homelessness off the street through proactive outreach and services and provide placement in a program that will help them get “home” in Broward County.

### GUIDING PRINCIPLE:

Meeting people where they are, geographically, emotionally, and philosophically; and guiding them with compassion, fairness and purpose.

### WHY FORE?

The spelling of "FORE" in our name carries a profound meaning that reflects our commitment to leading the charge in the battle against homelessness. With determination, compassion, and innovation, we stand at the "forefront" of this critical issue, driving change, and forging a path towards ending homelessness for good.



# TABLE OF CONTENTS

PRESIDENT'S MESSAGE

PEOPLE SERVED

DEMOGRAPHICS

SUCCESS STORIES

TRENDING NEEDS

HOUSING NAVIGATION

FINANCIAL OVERVIEW

COLLABORATORS



# BOARD OF DIRECTORS MESSAGE

**DR. KRISTI MESSER**  
PRESIDENT OF THE BOARD

Dear Friends,

The year 2023 has been marked by significant achievements for the TaskForce Fore Ending Homelessness. We have made great progress in getting our neighbors experiencing homelessness off the street through proactive outreach and services and providing placement in a program that will help them get “home” in Broward County. The Taskforce remains the leading agency serving people struggling with homelessness in Broward County.

We want to express our gratitude and thank all the donors, volunteers, partners, collaborators, and board members who have contributed significantly to our efforts. Your unwavering commitment to increasing education, outreach, and access to housing has made a collective impact in our community.

As we celebrate these achievements, we also acknowledge that there is still more work to be done to help our neighbors. Please join us in this collective effort as we forge ahead, making a meaningful difference in our community by guiding individuals experiencing homelessness with compassion, fairness, and purpose. Together, we have shown that we can make a lasting difference in our community and in the lives of those in need. We are grateful for your support.

Sincerely,  
Dr. Kristi Messer



# SERVICE IN NUMBERS

**5,688**

**Adults**

**603**

**Children**

**348**

**Families**

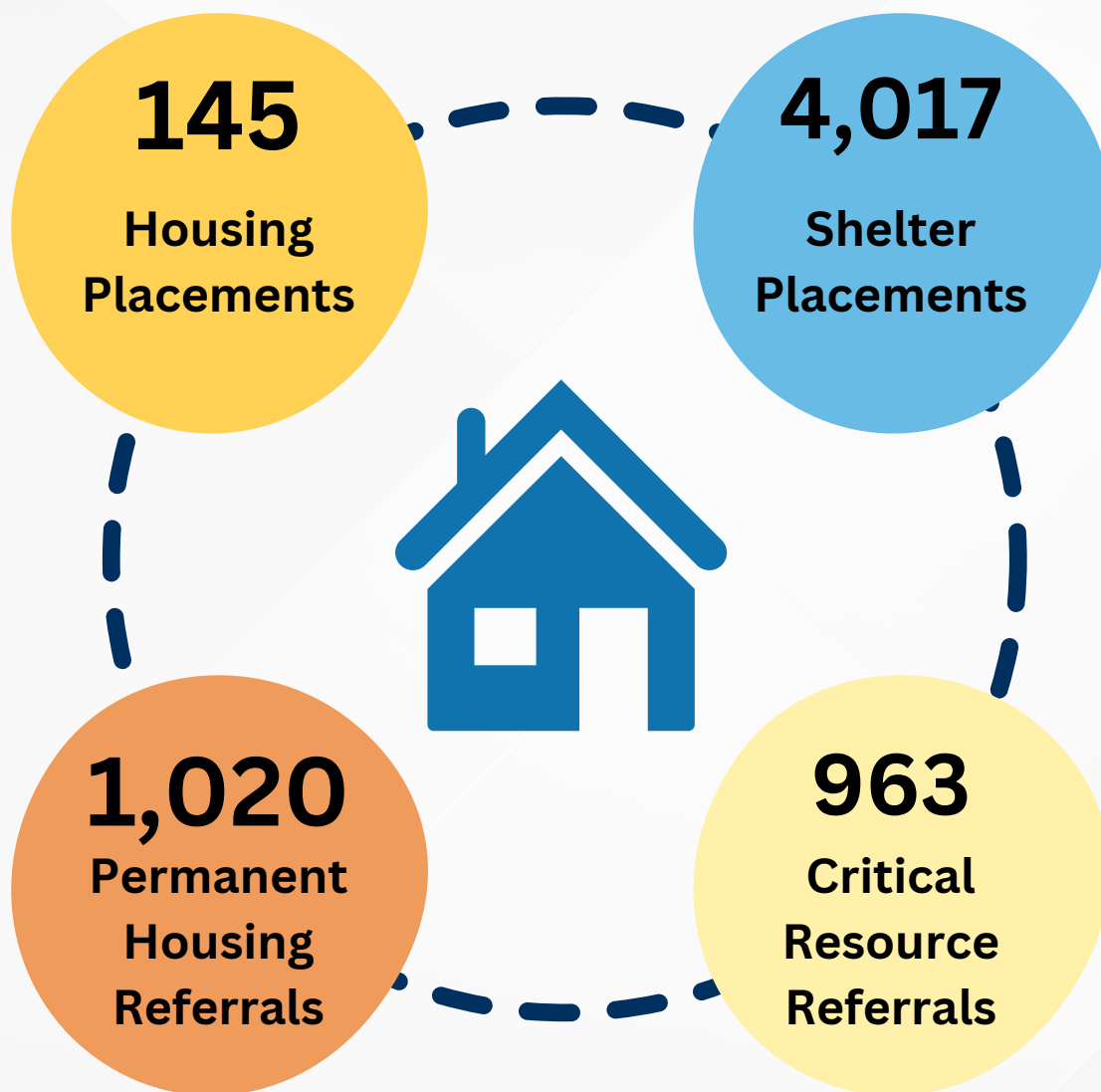
**21,816**

SERVICE CONTACTS



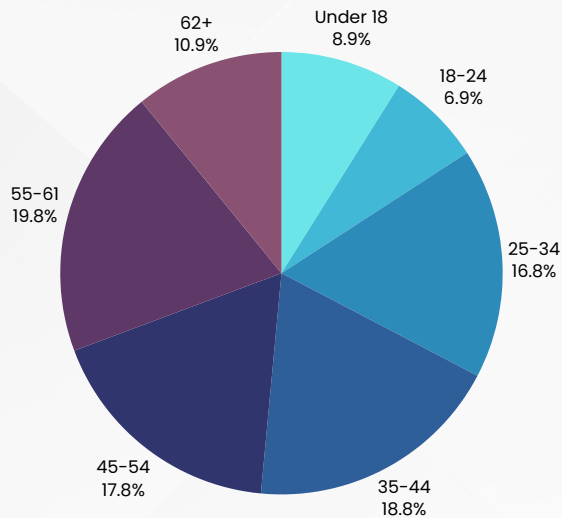


# HELPING PEOPLE RETURN HOME

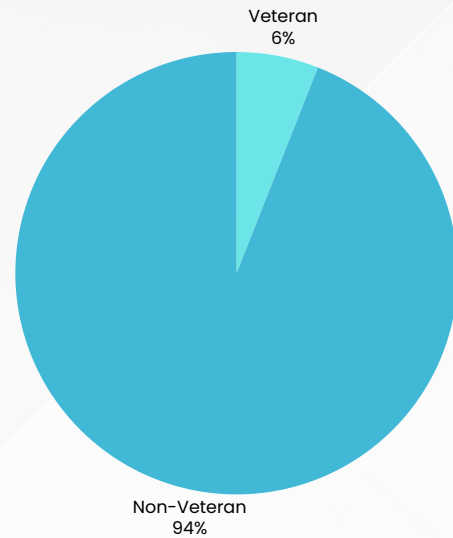


# WHO WE SERVED IN 2023

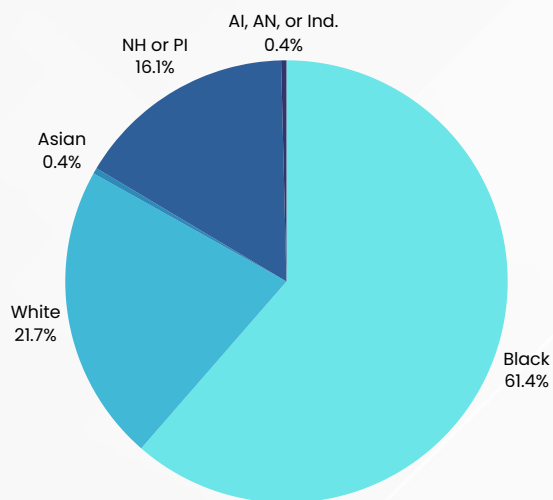
## Age



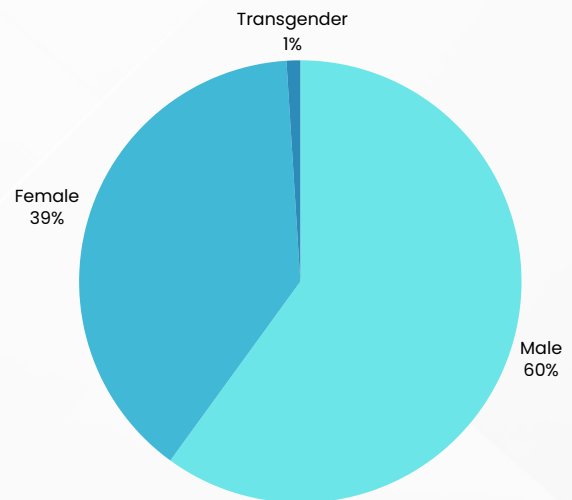
## Veteran Status



## Race



## Gender




# FINDING HOPE

In a powerful testament to the human spirit and the unwavering dedication of TaskForce's Fort Lauderdale Housing Navigation Program, a father and his son have emerged victorious over homelessness. Denfield and Malachi, once faced the bleak reality of living on the streets, sitting on the side of Broward Boulevard anxiously trying to figure out the way back home. Today, they have found a path to stability and a promising future, thanks to the lifeline extended by the City of Fort Lauderdale's collaboration with the TaskForce Fore Ending Homelessness.



***"This program has been a lifeline for us. They gave us hope when we had lost it all. The team treated us with respect, kindness, and genuine care. I am forever grateful", said Denfield.***




# MEET JULIAN

Julian, age 67, is a devout man who has spent most of his life engaged in construction work and handyman jobs. The TaskForce Fore Ending Homelessness encountered him at the downtown Fort Lauderdale bus station. Back in 2019, he shared an apartment with a roommate who later relocated out of state. However, Julian's financial situation prevented him from affording the rent by himself, leading to the loss of the apartment.

The TaskForce coordinated various services to address his needs and assist him in finding suitable housing. Julian eventually transitioned into our Elder Haven and Hope Program, which provides a safe temporary living environment. From there, he worked with the TaskForce team to locate and secure an affordable apartment in the community.

Julian expressed immense gratitude for finally having a place to call home and said, "Getting a place to call home is like finding a lost treasure – you hold onto it tight".



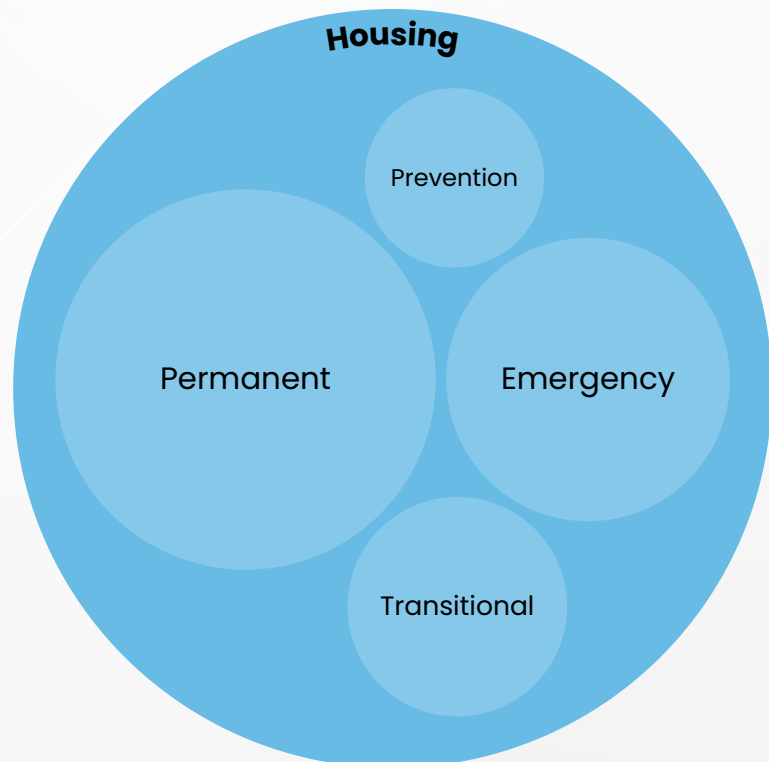

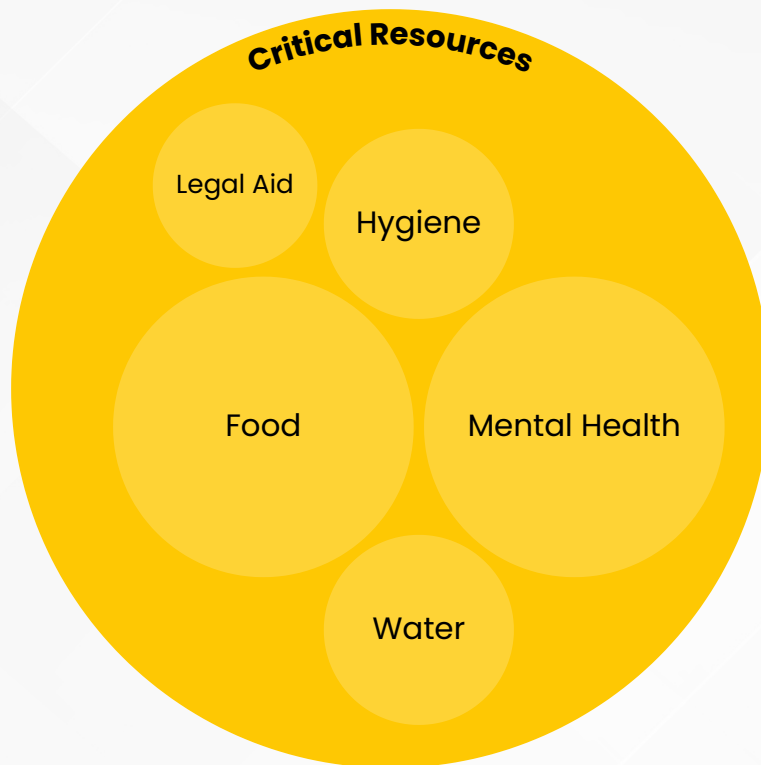
SCAN ME

**WATCH VIDEO  
HERE**

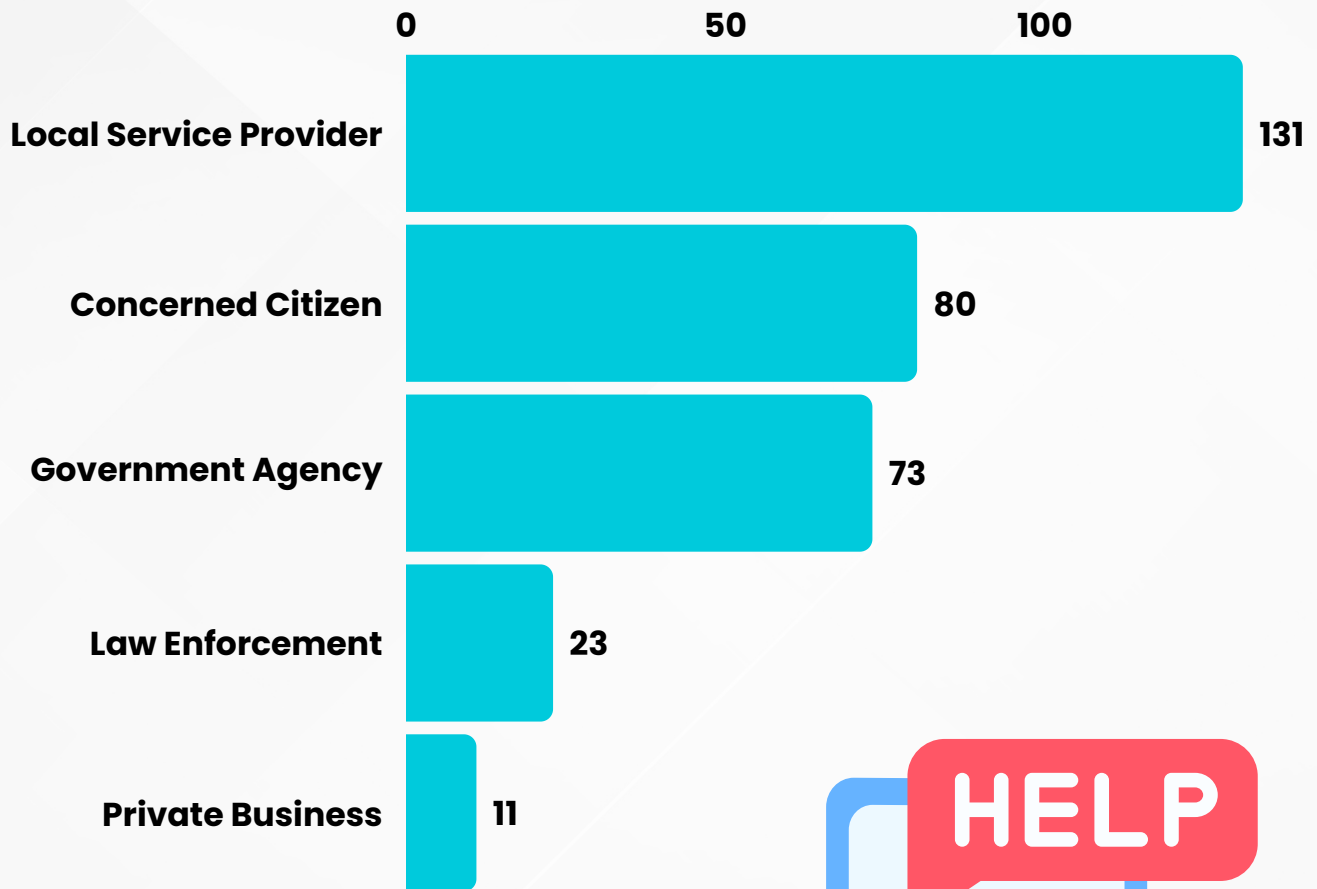





# COMMON REFERRALS AND TRENDING NEEDS



# TOP FIVE STREET OUTREACH REQUEST SOURCES



**56**  
Minutes  
Average  
Response  
Time




# HOUSING NAVIGATION OVERVIEW



# THE JOURNEY HOME FOR RESIDENTS OF BROWARD COUNTY

Housing Placements in Coordinated Entry Programs	<b>174</b> <b>Days</b>
Housing Placements outside of Coordinated Entry Programs	<b>83</b> <b>Days</b>
Housing Placements through Reunification	<b>18</b> <b>Days</b>

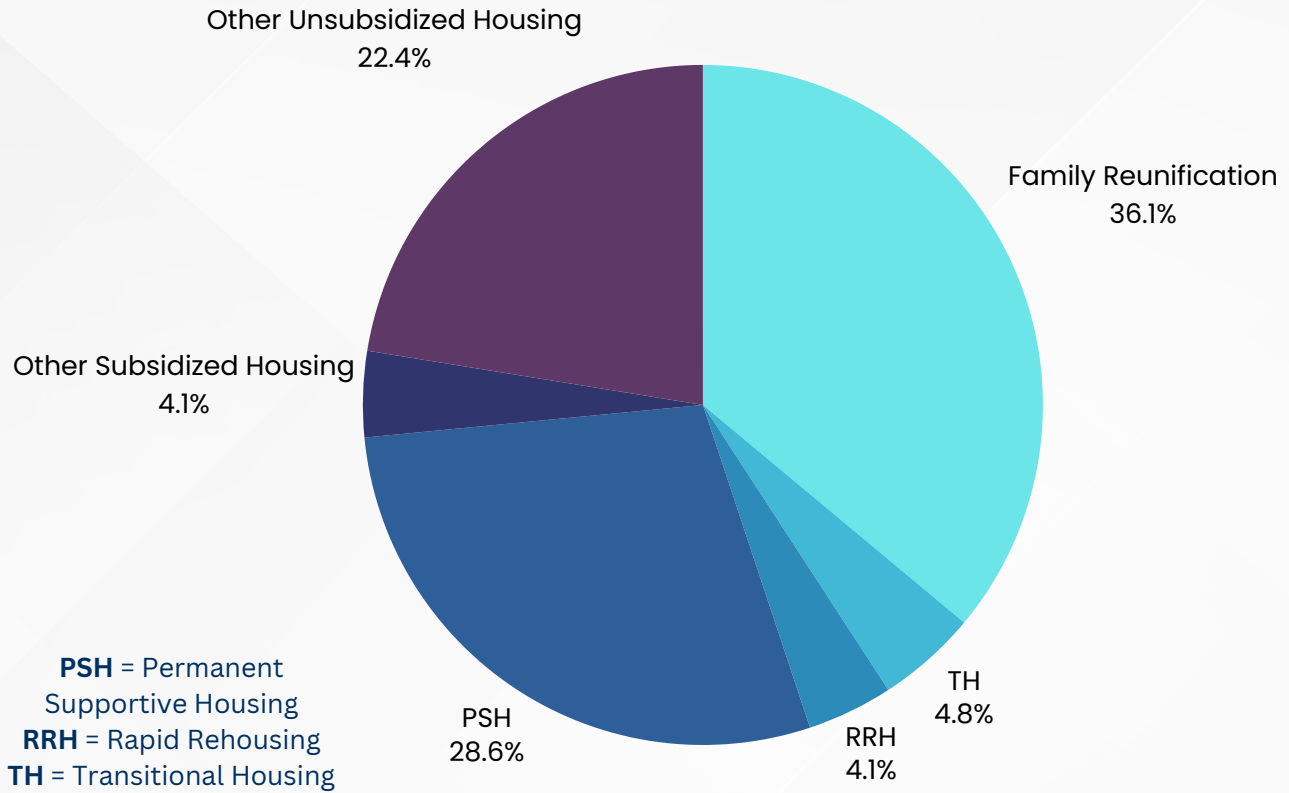


*The number of  
days represents  
the average time  
between  
enrollment in  
TaskForce  
services and the  
housing move-in  
date*

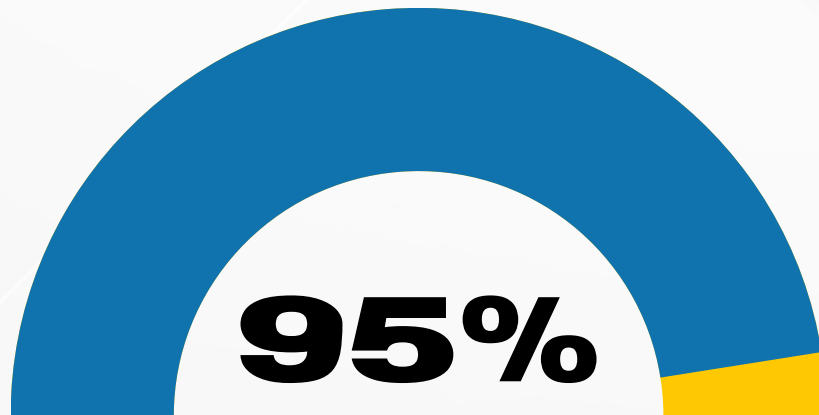


# HOUSING PLACEMENTS

## Placement Types



## Sustainability with no Return to Homelessness



# FINANCIAL OVERVIEW



# STATEMENT OF FINANCIAL POSITION

## TASKFORCE FORE ENDING HOMELESSNESS, INC.

Statement of Financial Position  
September 30, 2023

### Assets

Cash and Cash Equivalents	\$ 656,579
Grants and Contracts Receivable	231,104
Prepaid Expenses	72,471
Property and Equipment	186,206
Right of Use Asset- Operating	63,018
Deposits	<u>4,806</u>

<b>Total Assets</b>	<b><u>\$ 1,214,184</u></b>
---------------------	----------------------------

### Liabilities and Net Assets

Accounts Payable	\$ 8,099
Accrued Payroll	86,542
Lease Liability-Operating	64,139
Other Payroll Liabilities	<u>22,696</u>

<b>Total Liabilities</b>	<b><u>181,476</u></b>
--------------------------	-----------------------

### Net Assets

With Donor Restrictions	42,000
Without Donor Restrictions	<u>990,708</u>

<b>Total Net Assets</b>	<b><u>1,032,708</u></b>
-------------------------	-------------------------

<b>Total Liabilities and Net Assets</b>	<b><u>\$ 1,214,184</u></b>
---	----------------------------

# STATEMENT OF ACTIVITIES

## TASKFORCE FOR ENDING HOMELESSNESS, INC.

Statement of Activities  
For the Year Ended September 30, 2023

### Net Assets Without Donor Restrictions

#### Public Support and Revenues

Government Grants and Contracts	\$ 2,076,453
Contributions	125,214
United Way Funding	40,000
Fundraising Events	21,736
Less: Cost of Direct Benefits to Donors	(11,539)
Gain on Disposal of Property and Equipment	11,349
Interest Income	14,596

<b>Total Public Support and Revenues</b>	<b>2,277,809</b>
--	------------------

#### Expenses

Program	2,136,422
General and Administrative	152,067
Fundraising	24,249

<b>Total Expenses</b>	<b>2,312,738</b>
-----------------------	------------------

<b>Change in Net Assets Without Donor Restrictions</b>	<b>(34,929)</b>
--	-----------------

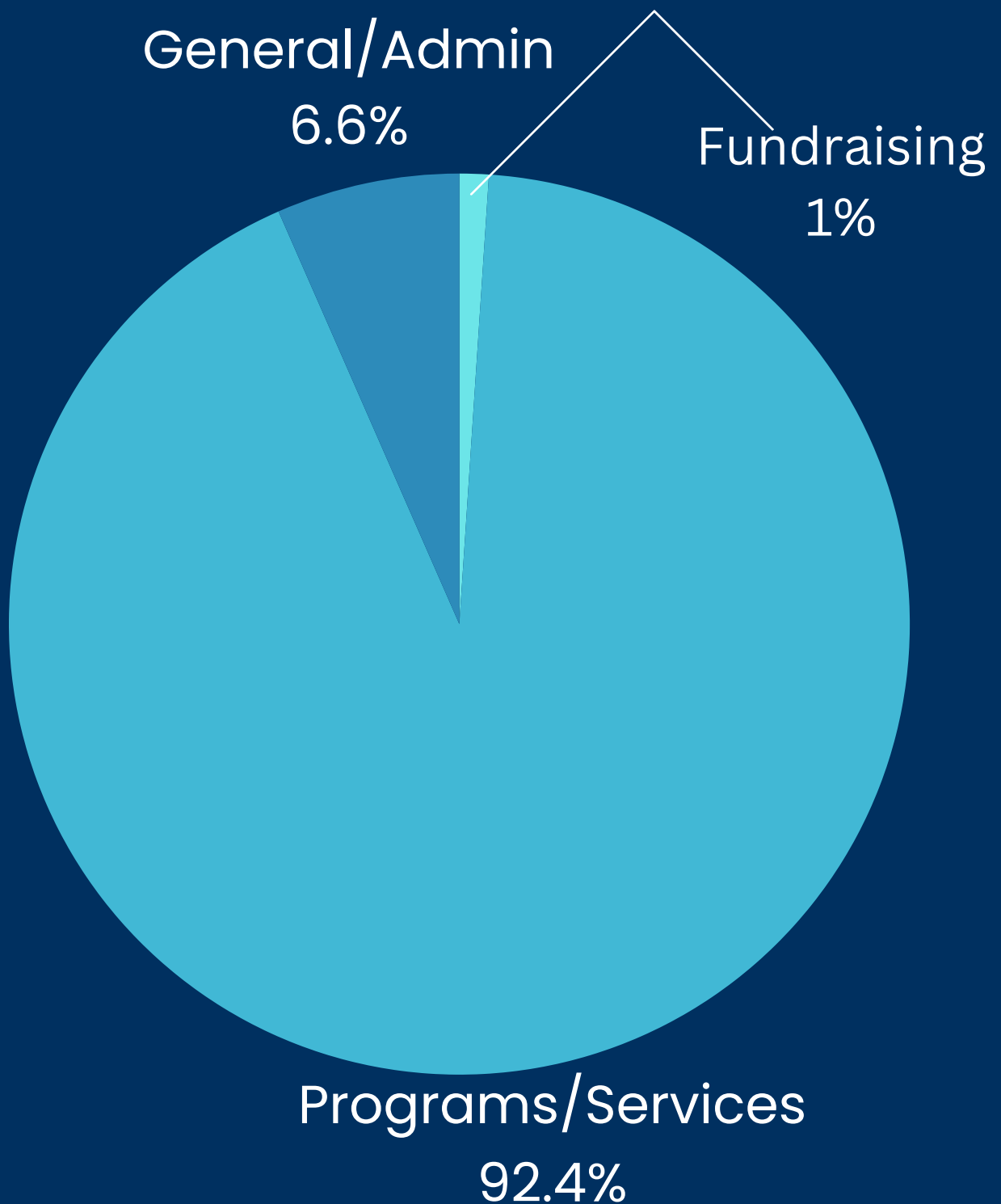
<b>Net Assets, Beginning of Year</b>	<b>1,067,637</b>
--------------------------------------	------------------

<b>Net Assets, End of Year</b>	<b>\$ 1,032,708</b>
--------------------------------	---------------------






# BREAKOUT OF FUNCTIONAL EXPENSES



# MEMORABLE MOMENTS



# BUILDING COMMUNITY THROUGH COLLABORATION



# HOW YOU CAN HELP!

**VOLUNTEER**

**DONATE**

**ADVOCATE**

***TASKFORCEOUTREACH.ORG***

**VISIT US**





# STAY IN TOUCH!

Find us on 

**FOLLOW US**

